

Office of Research Administration

Indiana University-Purdue University
Indianapolis

Sponsored Program Activity
FY 2007-2008



Office of Research Administration
Indiana University–Purdue University Indianapolis

TOTAL AWARDS: TWO-YEAR COMPARISON BY UNIT

<u>Unit</u>	<u>FY 06-07</u>	<u>FY 07-08</u>	<u>Change</u>	<u>Percent Change</u>
<i>Responsibility Centers</i>				
Art	\$69,070	64,000	-\$5,070	-7.3%
Business	0	0	0	n/a
Dentistry	2,896,316	6,585,900	3,689,584	127.4%
Education	590,183	987,553	397,370	67.3%
Engineering and Technology (2)	5,515,222	5,824,915	309,693	5.6%
Health and Rehabilitation Sciences	1,588,381	1,207,476	-380,905	-24.0%
Informatics	1,934,805	1,384,557	-550,248	-28.4%
IUPU Columbus	29,791	9,971	-19,820	-66.5%
Journalism	0	0	0	n/a
Law	2,531,500	45,840	-2,485,660	-98.2%
Liberal Arts	43,711,602	8,498,899	-35,212,704	-80.6%
Library and Information Sciences	0	804,492	804,492	n/a
Medicine (1)	203,321,905	258,540,830	55,218,925	27.2%
Nursing	10,581,844	6,573,942	-4,007,902	-37.9%
Physical Education	64,292	41,500	-22,792	-35.5%
Public and Environmental Affairs	2,298,866	1,653,502	-645,364	-28.1%
Science	6,216,576	8,301,276	2,084,700	33.5%
Social Work	10,307,139	366,202	-9,940,937	-96.4%
University College	2,057,138	1,473,417	-583,721	-28.4%
<i>Other Units</i>				
Academic Affairs	13,481	25,000	11,519	85.4%
Center for Service and Learning	5,000	10,000	5,000	100.0%
Child Care Center	25,000	0	-25,000	-100.0%
Community Learning Network	118,550	72,050	-46,500	-39.2%
Faculty Development	435,000	230,996	-204,004	-46.9%
International Affairs	79,592	0	-79,592	-100.0%
Library	28,742	27,395	-1,347	-4.7%
Planning & Inst. Improvement	0	15,421	15,421	n/a
Police Services	57,220	57,200	-20	0.0%
Research and Graduate Studies	14,000	7,000	-7,000	-50.0%
<i>Subtotal for Other Units</i>	<i>776,585</i>	<i>445,062</i>	<i>-331,523</i>	<i>-42.7%</i>
Totals	\$294,491,215	\$302,809,334	\$8,318,119	2.8%

(1) Includes Bloomington Medical Sciences and the Centers for Medical Education

(2) Includes Music

Office of Research Administration
Indiana University–Purdue University Indianapolis

TOTAL AWARDS: TEN-YEAR SUMMARY

<u>Unit</u>	<u>FY 98-99</u>	<u>FY 99-00</u>	<u>FY 00-01</u>	<u>FY 01-02</u>	<u>FY 02-03</u>	<u>FY 03-04</u>	<u>FY 04-05</u>	<u>FY 05-06</u>	<u>FY06-07</u>	<u>FY07-08</u>
Art	\$11,037	\$17,158	\$18,725	\$0	\$18,000	\$19,494	\$0	\$0	\$69,070	\$64,000
Business	0	0	314,070	0	0	248,179	0	6,900	0	0
Dentistry	3,582,774	4,158,998	5,647,582	3,678,303	4,084,588	5,354,712	6,410,020	3,423,981	2,896,316	6,585,900
Education	488,240	500,055	377,374	569,107	289,316	451,008	792,945	910,084	590,183	987,553
Engineering & Technology (5)	1,667,320	1,934,368	2,688,627	1,827,322	1,010,211	2,247,986	3,567,286	5,752,455	5,515,222	5,824,915
Health & Rehabilitation Sciences (1)							343,494	775,196	1,588,381	1,207,476
Informatics		0	0	75,000	0	1,212,274	718,605	700,572	1,934,805	1,384,557
IUPU Columbus (4)		788,191	222,727	0	0	0	0	0	29,791	9,971
Journalism	0	0	0	0	0	0	0	0	0	0
Law	1,184,224	1,249,422	796,539	486,053	0	357,000	334,998	530,653	2,531,500	45,840
Liberal Arts	13,362,404	5,866,042	11,734,539	6,041,664	5,066,342	11,358,274	11,174,363	9,004,411	43,711,602	8,498,899
Library & Info. Sciences	0	0	0	73,005	0	0	0	0	0	804,492
Medicine (1)(2)	114,929,293	133,245,606	253,599,583	165,984,256	236,974,090	213,945,340	197,968,286	220,028,615	203,321,905	258,540,830
Music (5)	0	0	0	0	6,000	0	0	0	0	0
Nursing	7,032,633	4,086,712	8,320,535	6,290,815	7,315,153	6,443,349	10,822,963	4,569,979	10,581,844	6,573,942
Physical Education	12,018	2,473	9,924	11,453	13,502	4,884	12,809	34,000	64,292	41,500
Public & Env. Affairs	1,490,787	4,437,502	2,456,449	6,038,573	2,161,161	1,892,418	3,776,547	6,111,126	2,298,866	1,653,502
Science	5,921,260	6,348,691	6,922,969	6,898,796	6,198,199	7,256,356	6,270,192	6,095,855	6,216,576	8,301,276
Social Work	147,483	302,179	400,761	1,541,113	217,895	1,967,916	564,559	649,643	10,307,139	366,202
University College (4)		1,159,508	1,488,485	2,250,458	1,552,013	2,254,020	3,885,482	2,134,676	2,057,138	1,473,417
Other Units (3)(4)	1,388,962	384,833	533,573	637,063	1,016,185	1,830,225	668,298	367,424	776,585	445,062
Totals	\$151,218,435	\$164,481,738	\$295,532,462	\$202,402,981	\$265,922,655	\$256,843,435	\$247,310,847	\$261,095,570	\$294,491,215	\$302,809,334

(1) Prior to July 1, 2004 Health and Rehabilitation Sciences was included with School of Medicine

(2) Includes Bloomington Medical Sciences and Centers for Medical Education

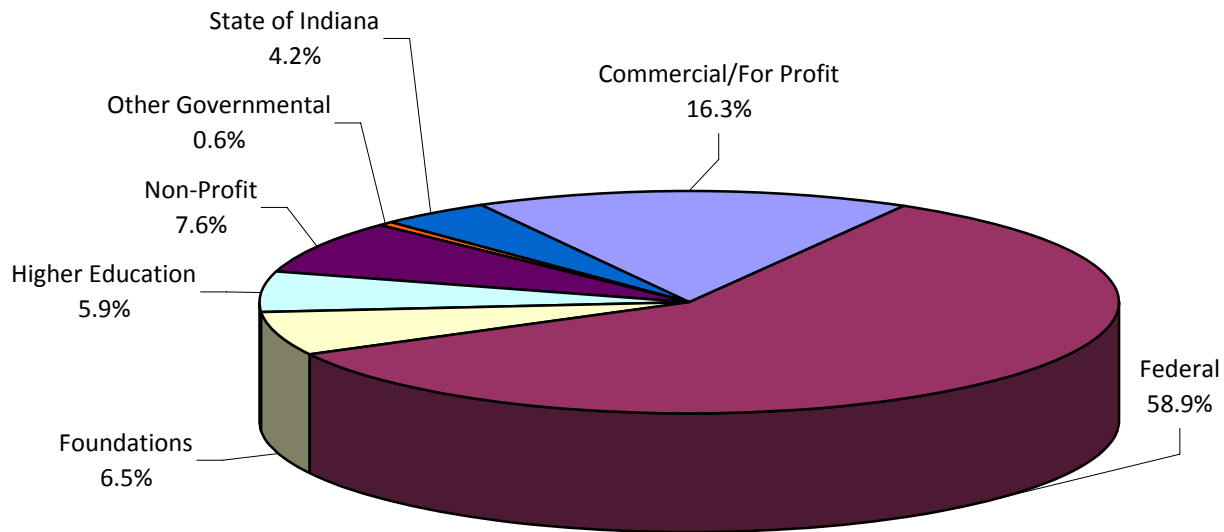
(3) Includes all other academic and administrative units not listed above

(4) IUPU Columbus and University College were included with Other Units until FY1999-2000

(5) In FY07-08, Music moved to E&T

Office of Research Administration
 Indiana University-Purdue University Indianapolis

FY07-08 Awards by Agency Type



Federal	State of Indiana	Other Governmental	Foundations	Non-Profit	Commercial/ For Profit	Higher Education	Total
\$178,316,720	\$ 12,621,535	\$ 1,892,766	\$ 19,625,321	\$ 22,962,968	\$ 49,376,115	\$ 18,013,928	\$302,809,354

Office of Research Administration
Indiana University–Purdue University Indianapolis

TOTAL AWARDS: TWO-YEAR COMPARISON BY AGENCY TYPE

<u>Agency Type</u>	<u>FY 06-07</u>	<u>FY07-08</u>	<u>Change</u>	<u>Percent Change</u>
Federal Government	\$136,433,143	\$178,316,720	\$41,883,577	30.7%
State of Indiana	27,079,164	12,621,535	-14,457,629	-53.4%
Local and Other Government	1,590,702	1,892,766	302,064	19.0%
Foundations	50,254,523	19,625,321	-30,629,202	-60.9%
Non-Profit	17,824,841	22,962,968	5,138,127	28.8%
Higher Education	22,424,877	18,013,928	-4,410,949	-19.7%
Industrial and Commercial	38,883,964	49,376,115	10,492,151	27.0%
Totals	\$294,491,214	\$302,809,354	\$8,318,140	2.8%

Office of Research Administration
Indiana University–Purdue University Indianapolis

TOTAL AWARDS BY AGENCY TYPE AND UNIT

July 1, 2007 - June 30, 2008

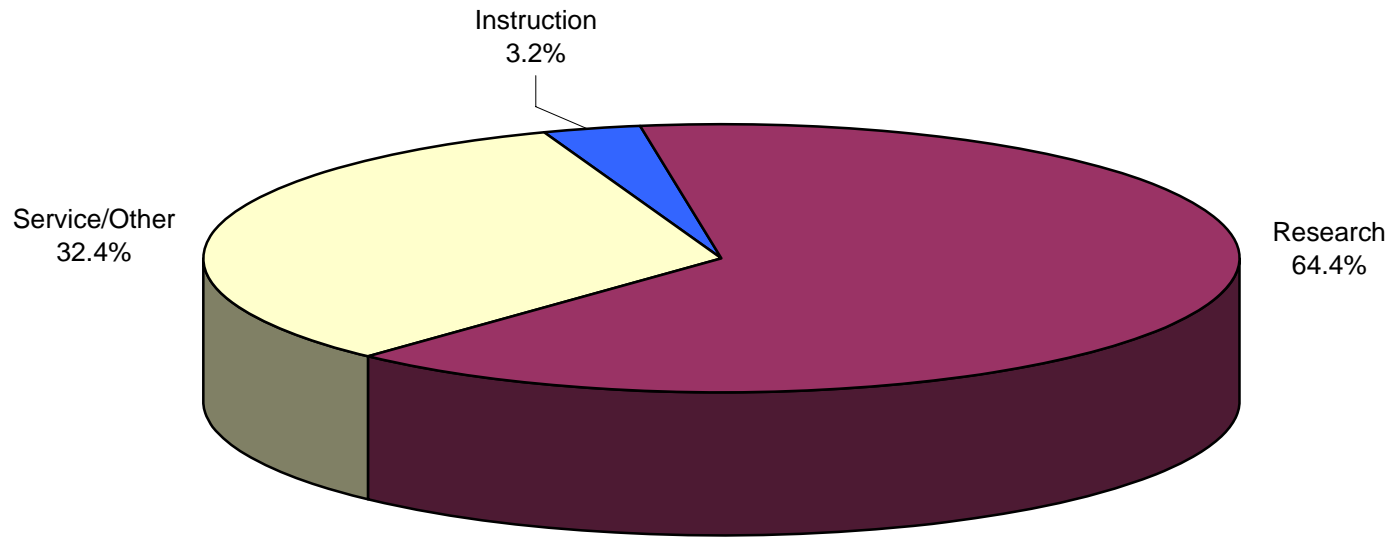
Unit	Federal Government		State of Indiana		Local and Other Government		Foundations		Industrial and Commercial		Non-Profit		Higher Education		Total	
	Count	Amount	Count	Amount	Count	Amount	Count	Amount	Count	Amount	Count	Amount	Count	Amount	Count	Amount
Responsibility Centers																
HERRON SCHOOL OF ART & DESIGN	0	\$0	1	\$12,000	0	\$0	0	\$0	0	\$0	3	\$52,000	0	\$0	4	\$64,000
BUSINESS															0	0
DENTISTRY	3	1,082,677	2	137,500	1	150,000	4	66,835	37	4,947,937	1	32,923	2	168,028	50	6,585,900
EDUCATION	3	450,958	4	303,029	1	30,000	3	90,600	0	0	0	0	2	112,966	13	987,553
ENGINEERING AND TECHNOLOGY (2)	13	3,891,951	4	250,273	1	58,200	3	49,551	17	907,366	4	174,267	7	493,307	49	5,824,915
HEALTH AND REHABILITATION SCIENCES	1	140,000	0	0	1	7,761	1	183,727	1	66,000	1	119,546	2	690,442	7	1,207,476
INFORMATICS	1	215,474	0	0	0	0	2	230,922	2	25,516	2	336,100	3	576,545	10	1,384,557
IUPUI COLUMBUS	0	0	1	9,971	0	0	0	0	0	0	0	0	0	0	1	9,971
JOURNALISM															0	0
LAW	0	0	0	0	0	0	1	20,000	0	0	1	25,840	0	0	2	45,840
LIBERAL ARTS	19	809,587	10	649,678	6	986,682	17	4,278,175	6	358,725	18	1,314,192	2	101,860	78	8,498,899
LIBRARY AND INFORMATION SCIENCES	3	804,492	0	0	0	0	0	0	0	0	0	0	0	0	3	804,492
MEDICINE (1)	471	159,074,713	43	8,609,241	7	497,119	107	13,720,069	417	42,389,846	202	19,075,206	115	15,174,636	1,362	258,540,830
MUSIC															0	0
NURSING	24	4,354,666	1	115,000	0	0	3	628,086	0	0	11	1,032,256	7	443,934	46	6,573,942
PHYSICAL EDUCATION	0	0	0	0	1	41,500	0	0	0	0	0	0	0	0	1	41,500
PUBLIC AND ENVIRONMENTAL AFFAIRS	0	0	10	1,210,395	4	80,454	1	30,000	1	188,861	5	143,792	0	0	21	1,653,502
SCIENCE	41	6,396,124	2	449,699	0	0	5	284,691	5	484,864	6	482,538	10	203,360	69	8,301,276
SOCIAL WORK	0	0	2	221,965	0	0	0	0	0	0	2	141,887	1	2,350	5	366,202
UNIVERSITY COLLEGE	4	865,083	2	561,834	0	0	0	0	0	0	0	0	1	46,500	7	1,473,417
															0	0
Other Units															0	0
ACADEMIC SUPPORT	1	230,996	0	0	1	41,050	1	25,000	1	7,000	2	16,000	0	0	6	320,046
EXECUTIVE MANAGEMENT	0	0	0	0	0	0	0	0	0	0	1	15,421	0	0	1	15,421
FINANCE AND ADMINISTRATION	0	0	2	82,220	0	0	0	0	0	0	0	0	0	0	2	82,220
LIBRARY	0	0	1	8,730	0	0	1	17,665	0	0	1	1,000	0	0	3	27,395
TOTALS	584	\$178,316,721	85	\$12,621,535	23	\$1,892,766	149	\$19,625,321	487	\$49,376,115	260	\$22,962,968	152	\$18,013,928	1,740	\$302,809,354
% of Total		58.9%		4.2%		0.6%		6.5%		16.3%		7.6%		5.9%		100.0%

(1) Includes Bloomington Medical Sciences and Centers for Medical Education

(2) Includes Music

Office of Research Administration
Indiana University-Purdue University Indianapolis

FY 07-08 Awards by Purpose



Research	Instruction	Service/Other	Total
\$195,045,313	\$9,561,652	\$98,202,389	\$302,809,354

Office of Research Administration
Indiana University–Purdue University Indianapolis

TOTAL PROPOSALS BY AGENCY TYPE AND UNIT

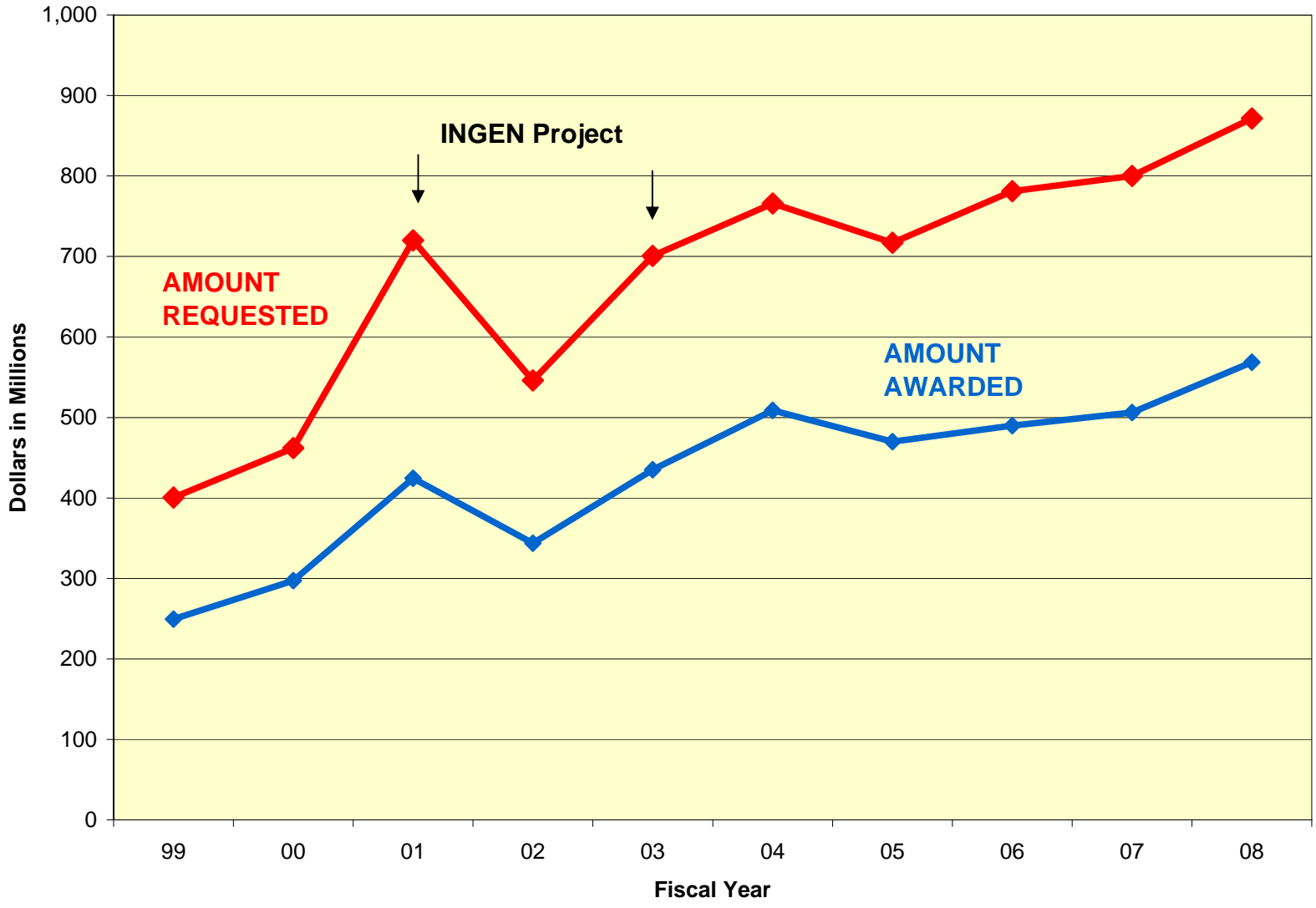
July 1, 2007 - June 30, 2008

Unit	Federal Government		State of Indiana		Local and Other Government		Foundations		Industrial and Commercial		Non-Profit		Higher Education		Total	
	Count	Amount	Count	Amount	Count	Amount	Count	Amount	Count	Amount	Count	Amount	Count	Amount	Count	Amount
Responsibility Centers																
HERRON SCHOOL OF ART & DESIGN	0	\$0	1	\$15,000	0	\$0	0	\$0	0	\$0	3	\$57,500	0	\$0	4	\$72,500
BUSINESS	1	421,528	0	0	0	0	0	0	1	79,410	0	0	0	0	2	500,938
DENTISTRY	14	3,939,940	3	237,500	2	320,247	7	362,059	33	3,934,290	4	162,534	4	254,383	67	9,210,953
EDUCATION	4	1,217,563	3	197,437	3	103,600	8	767,600	0	0	2	67,464	3	157,966	23	2,511,630
ENGINEERING AND TECHNOLOGY (2)	54	19,649,262	8	595,113	1	58,200	3	42,559	19	3,123,420	12	1,328,944	9	637,392	106	25,434,890
HEALTH AND REHABILITATION SCIENCES	7	1,188,849	0	0	1	7,761	5	397,852	3	137,750	2	151,428	1	399,997	19	2,283,637
INFORMATICS	24	5,191,812	0	0	0	0	5	365,000	6	495,603	4	221,211	5	830,336	44	7,103,962
IUPUI COLUMBUS															0	0
JOURNALISM															0	0
LAW	2	490,000	0	0	0	0	3	65,000	0	0	3	125,840	0	0	8	680,840
LIBERAL ARTS	21	1,619,700	12	1,548,581	7	614,062	22	7,343,533	6	395,870	28	4,218,846	6	288,820	102	16,029,412
LIBRARY AND INFORMATION SCIENCES	1	52,866	0	0	0	0	0	0	0	0	0	0	0	1	52,866	
MEDICINE (1)	826	322,855,369	39	9,594,069	9	836,029	172	21,985,111	420	44,341,446	411	38,842,342	201	25,678,034	2078	464,132,400
NURSING	29	8,011,325	2	203,216	1	15,000	7	990,666	2	225,922	19	1,071,080	17	757,808	77	11,275,017
PHYSICAL EDUCATION	2	275,398	0	0	1	41,500	0	0	0	0	0	0	0	3	316,898	
PUBLIC & ENVIRONMENTAL AFFAIRS	5	902,675	11	1,132,998	6	634,633	1	30,000	0	0	7	245,792	2	142,028	32	3,088,126
SCIENCE	90	16,807,959	6	885,414	0	0	18	1,395,183	10	616,461	17	818,232	14	637,128	155	21,160,377
SOCIAL WORK	1	299,432	4	359,400	0	0	0	0	0	0	3	217,682	1	2,350	9	878,864
UNIVERSITY COLLEGE	4	1,166,179	2	528,547	0	0	1	250,000	0	0	1	3,580	0	0	8	1,948,306
															0	0
															0	0
Other Units																
ACADEMIC SUPPORT	3	1,089,998	0	0	1	41,050	1	25,000	1	14,000	2	15,791	0	0	8	1,185,839
EXECUTIVE MANAGEMENT	0	0	0	0	0	0	0	0	0	0	1	15,421	0	0	1	15,421
FINANCE AND ADMINISTRATION	1	448,890	2	102,216	0	0	0	0	0	0	0	0	0	3	551,106	
LIBRARY	0	0	1	13,790	0	0	2	226,835	0	0	1	1,000	0	0	4	241,625
TOTALS	1,089	\$385,628,745	94	\$15,413,281	32	\$2,672,082	255	\$34,246,398	501	\$53,364,172	520	\$47,564,687	263	\$29,786,242	2,754	\$568,675,607
% of Total		67.8%		2.7%		0.5%		6.0%		9.4%		8.4%		5.2%		100.0%

(1) Includes Bloomington Medical Sciences and Centers for Medical Education

(2) Includes Music

Sponsored Program Dollars Requested and Awarded



Office of Research Administration
Indiana University-Purdue University Indianapolis

Number of Proposals and Awards

